

# Mac's Adventures with ABC's

jay



egg

nest



hive



bee



ant



**Ebook Version Printing Instructions:** If you'd like to print this resource in its entirety, print the pages single-sided in color or black and white, and hole-punch or bind on the left side.

**Print Version:** This resource is licensed to your immediate family and may be copied only for them.

**Digital License Information:** Your licence allows you to print a copy of this resource for your immediate family's use only, unless your license is for a co-op or school. Your license does not allow you to lend or resell any copy of this resource as it is a derivative of your licensed, electronic files.

**Pine Hollow ~ Copyright 2024. All Rights Reserved**






## Author's Note

As you go through this book, you may come across words your student may or may not know. This is perfectly normal! This book provides opportunities for you to teach your student and expand their vocabulary.






**Week 2**



## This Week's Vocabulary List


Here are the words your student will encounter this week. Included are all the words that start with 'Aa'. Some words may be long, but don't worry, your student only needs to know what letter these words start with!




ant



apple

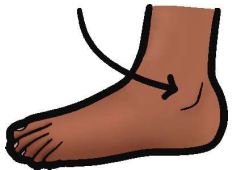


acorn



airplane

alien



ankle




apron



arrow



anchor




alligator



art



astronaut



avocado




axe



ape

## This Week's Reading and Copying List

Below, help your student sound out the words. This is to get your student practicing the 'Aa' sounds. They do not need to know all the other sounds of these words yet. Next, have your student practice writing these words.



axe    ant    all    art    ape    ate

<hr/> <hr/> <hr/> <hr/> <hr/> <hr/> <hr/> <hr/>	<hr/> <hr/> <hr/> <hr/> <hr/> <hr/> <hr/> <hr/>	<hr/> <hr/> <hr/> <hr/> <hr/> <hr/> <hr/> <hr/>
---	---	---



axe

ant

art


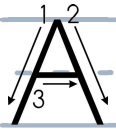


## Day 1 - Introducing the Letter 'A'


Practice writing uppercase 'A's and lowercase 'a's.

Write the letter 'a' under each picture, sound out the picture.


Circle the correct letter the picture begins with.



\_\_\_  
- -  
\_\_\_ nt




\_\_\_  
- -  
\_\_\_ pple



\_\_\_  
- -  
\_\_\_ corn

a




b

f



a

c




a



# Day 1 - Finding the 'A' Words


Connect all the pictures that start with 'a' to the 'Aa' partners in the center!





## Day 2 - Which is the Odd One Out?

Below, can you circle the pictures that are different?



A


a

A

A

A

A




## Day 2 - Connecting the A's

Connect the 'A' in the center with it's partner 'a's. Below, connect the 'a' to it's 'A' partners.  
On the right, connect an uppercase 'A' to a lowercase 'a'.











f	n	o	f
a	A		a
e			e
c	x	i	a
<hr/>			
A	F	M	A
I	a		K
V			S
M	A	B	E













## Day 3 - Which One Starts with 'A'?

Circle the picture that begins with the letter 'a'.




a		
a		
a		
a		




a		
a		
a		
a		

## Day 3 - How do You Spell the Word?

Look at the word above the picture, try to sound it out and write this word below.  
Next, choose the correct word for the picture.



























ape	ant	axe
		
<hr/>	<hr/>	<hr/>

ape or ate	art or ant	at or axe
		



## Day 4 - Which One Starts with 'A'?

















Connect the letter to the picture that starts with that letter.

     	a	a
     	a	a
     	a	a
     	a	a

## Day 4 - Connecting the 'A' Words

Connect the two pictures that start with the letter 'a'.  
Below, practice writing uppercase 'A's and lowercase 'a's.



A

a



## Review - Reading and Copying Words

With help, practice sounding out the words below. Write these words on the lines below.

On the bottom row, sound out the word and write the word below.

axe

ant




all

art

ape

ate


<hr/> <hr/> <hr/> <hr/> <hr/> <hr/> <hr/>	<hr/> <hr/> <hr/> <hr/> <hr/> <hr/> <hr/>	<hr/> <hr/> <hr/> <hr/> <hr/> <hr/> <hr/>
---	---	---

		
<hr/> <hr/>	<hr/> <hr/>	<hr/> <hr/>



# Show and Share - My A's

In the first row, write the words you've learned.  
Below, circle the letter the picture begins with.




A

a




a




b

f



a

c







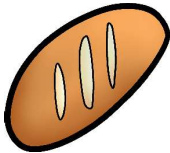







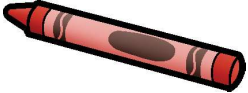



a



## Show and Share - My A's

Connect the picture that starts with 'a' to the 'a' in the center.  
Below, circle the picture that begins with 'a'.

					
					
a		a		a	

a		
a		

a		
a		