

Adventures in Pine Hollow & Milestones in Reading

Paragraphs to Pages

Language Arts



Move from Decoding to Fluency



Pine Hollow



Ebook Version Printing Instructions: If you'd like to print this resource in its entirety, print the pages single-sided in color or black and white, and hole-punch or bind on the left side.

Print Version: This resource is licensed to your immediate family and may be copied only for them.

Digital License Information: Your licence allows you to print a copy of this resource for your immediate family's use only, unless your license is for a co-op or school. Your license does not allow you to lend or resell any copy of this resource as it is a derivative of your licensed, electronic files.

Pine Hollow ~ Copyright 2024. All Rights Reserved

Welcome to . . .



I am thrilled -- and humbled -- you've chosen to share your homeschool journey with us! I am so pleased to meet you in this way, connecting over our shared love for our families!

I'm Kaeryn Brooks, the creator of Pine Hollow, I began writing curriculum to meet the needs of my own family, when some of my children struggled and grew disenchanted with learning. They'd lost their joy!

There just had to be a way to bring the joy of learning to every child, no matter how they preferred learning. So the writing began, trying (sometimes succeeding, sometimes not so much), and pulling together the kinds of experiences I wanted my own family to have, developing new ways of appealing to all the ways children learn. After all, I had one child of every flavor! (Or so it seemed!)

That's where Pine Hollow comes from -- from my family to yours.

My friends and their friends started asking what I used. My husband came home with a website without telling me (*I'm not the only one who has had that happen, am I?*), and next thing I know, I'm sharing my vision with families that want the same thing I wanted:

interactive, vibrant experiences that created a rich and wonderful family culture.




This is what we bring to Pine Hollow Language Arts:

- Gradual, immersive progression from alphabet skills to fluent reading
- Adventurous critter stories with "I-want-to-keep-reading" cliffhangers
- Rich phonics instruction -- a great foundation for reading & spelling
- Unique interactive learning experiences: phonics character cards, decoding and reading games, story fun skills practice & more!
- Fun workpages that get little learners using what they've encountered
- Time for real life, reading together, and enjoying new discoveries

You'll find that I'm here with you on the journey, with remarks and sidebars throughout this guide. I hope this has given you a glimpse inside the heart of Pine Hollow. I also hope you feel as though you are a part of our family, now. And your new Pine Hollow family is just a phone call away for help or support.

It is my sincere hope that while you explore different times and places this year, you will also have the chance to show your child the opportunities in the here and now that will last an eternity.

Your Adventure Awaits! -- Kaeryn



Virtual Me,
a significant improvement over the usual Morning Me...



Paragraphs to Pages

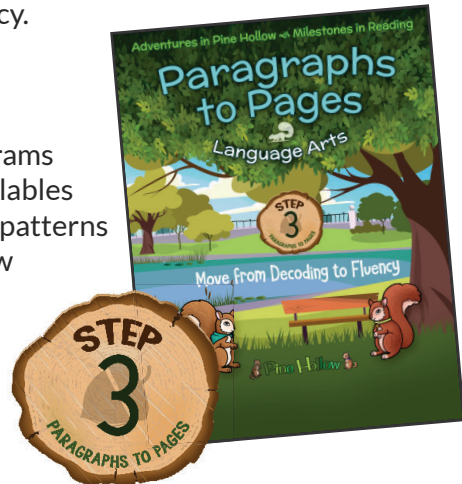
is the third program in the Pine Hollow Language Arts Series
18-WEEK PROGRAM

Paragraphs to Pages is designed for students who are able, with guidance, to read simple sentences. This program will move them from being focused mainly on decoding to reading familiar words and sight words with fluency.

By the end of this program, students will:

- be reading longer sentences and paragraphs
- gain proficiency decoding 2- and 3-letter phonograms
- be decoding longer words and words with two syllables
- be able to identify silent letters and their spelling patterns
- have learned and practiced the phonograms below

ee	ed	dge	ar	or
er	ir	ur	ear	wor
igh	oo	ea	ey	ie
oi	oy	ou	ow	
au	aw	ew	ui	ue



Paragraphs to Pages provides a solid bridge for students from decoding short sentences to reading longer sentences and short paragraphs more fluently, which will allow them to move easily into our Stories to Short Chapters program.



Letters to Little Words

36-WEEK PROGRAM

For students who show interest in reading and are ready to learn the phonics sounds of the alphabet.

When they complete this program, students will know the phonics sounds of the alphabet and 26 more phonograms, will be able to write them and will be decoding 3- and 4-letter words.



Syllables to Sentences

18-WEEK PROGRAM

For students who have mastered the basic phonics sounds and are starting or ready to begin reading three-letter words such as bat, pin, get, fun, or rod.

When they complete this program, students will be decoding, reading and spelling five- to six-letter words and reading short sentences.



Stories to Short Chapters

36-WEEK PROGRAM

For students who are reading short paragraphs with some assistance. Students will read fun, vocabulary-controlled stories, play games, and develop their spelling and vocabulary skills.

When they complete this program, students will have read through 36 easy reading stories to increase fluency skills.



Readers to Real Books

36-WEEK PROGRAM

For students who ready to read, or just reading short chapter books. They will progress throughout the year to be ready to read any middle grade book.

When they complete this program, students will have gained reading comprehension and reading speed to become fluent readers.

WHAT'S TO LOVE IN PINE HOLLOW?



Language arts can intimidate some students.


But in Pine Hollow, there are constant adventures -- all premised on **JOY!**

Joy of finding new critter friends and their own growing confidence in reading.

I love seeing that!

- Kaeryn

It's an Adventure You Will Love!




YOU CAN CUSTOMIZE PINE HOLLOW

Pine Hollow programs can be completed at a pace that fits your student's progression, sped up or slowed down.



PINE HOLLOW PROGRAMS ENGAGE ALL STUDENTS

No matter which type of learner your student is, there are active learning opportunities, including games, flashcards, hands-on learning and more, that engage every student!



THIS GUIDE = HQ

This guide is meant to be your headquarters -- feel free to scribble all over it! Write student initials and grades next to completed items.

It's an Adventure They Will Love!



PINE HOLLOW CRITTERS OF ALL KINDS

Students will meet all kinds of critters in Pine Hollow -- an always hungry chipmunk, a gang of sneaky raccoons, scurrying rat cops, and so many more! Young learners will connect with their romping, fun antics!



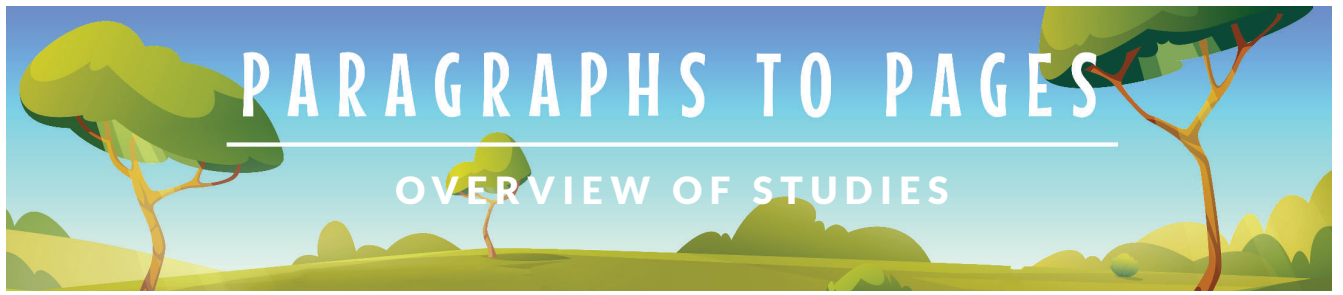
PINE HOLLOW PROGRAMS KEEP THEM READING

Exciting cliffhangers and heart-tugging, delightful stories keep them interested in moving forward. Workbook pages reinforce the "what-will-happen-next" story book-style magic!



INTERACTIVE WORKPAGES

Students will be drawn into the workpages, designed to have them coloring, predicting story outcomes, drawing, finding correct answers, and even coming up with "what's next" ideas of their own!



Play in Pine Nut Park

Week 1	Sounds of “A” and “I”
Week 2	Sounds of “E” and “EE”
Week 3	Sounds of “O” and “U”
Week 4	Sounds of “ED”
Week 5	Sounds of “QU” and “DGE”
Week 6	Sounds of “AR” and “OR”

Surprises in the Street of Pine Nut

Week 7	Sounds of “ER”, “IR”, and “UR”
Week 8	Sounds of “EAR” and “WOR”
Week 9	Sounds of “IGH”
Week 10	Sounds of “ALL”, “ALK” and “OLD”
Week 11	Sounds of “OO”
Week 12	Sounds of “EA”, “EY” and “IE”

Tricks in the Thicket

Week 13	Sounds of “OI” and “OY”
Week 14	Sounds of “OU” and “OW”
Week 15	Sounds of “AU” and “AW”
Week 16	Sounds of “EW”, “UI” and “UE”
Week 17	Phonograms Making “S” and “J” Sound
Week 18	Silent Letters

PARAGRAPHS TO PAGES

WEEK 1

DAY 1

READING & WRITING

Reading | Play on Pine Nut Street

Pages 3-8 - Hello, Mac and Nip!

Spelling & Vocabulary | Play on Pine Nut Street

Page 11

Reading Comprehension | Play on Pine Nut Street

Page 12

Handwriting Practice | Handwriting Set

Page 1

PHONICS & ACTIVITIES

Phonics | Play on Pine Nut Street

Pages 9-10

Pine Nut Games |

Cookie Crumbles

See Note on Pine Nut Games

DAY 2

READING & WRITING

Reading | Play on Pine Nut Street

Pages 13-15 - Mac and Nip See a Cat

Spelling & Vocabulary | Play on Pine Nut Street

Page 18

Reading Comprehension | Play on Pine Nut Street

Page 19

PHONICS & ACTIVITIES

Phonics | Play on Pine Nut Street

Pages 16-17

Pine Nut Games |

Cloud Pictures

NOTES

Phonics Focus | Practice the sounds of “A” and “I”

Introduction to “Play on Pine Nut Street” |

We are going to jump right in here! This year in the “Write-In Readers,” you will be studying phonograms in words that will be both familiar and unfamiliar. These will expand your student’s vocabulary. In addition, they will work on several sight words throughout the year in this text.

The “Write-In Readers” include reading, reading comprehension activities, focused phonics study and practice exercises, spelling, and handwriting, as well as basic English skills, such as alphabetization and capitalization.

Begin by reading aloud to your student the introduction on page 5 of “Play on Pine Nut Street” to give them a feel for these stories.

DAY 3

READING & WRITING

Reading | Play on Pine Nut Street

Pages 20-22 - Black Jack, the Cat

Spelling & Vocabulary | Play on Pine Nut Street

Page 25, Page 26 - Bottom

Reading Comprehension | Play on Pine Nut Street

Page 26 - Top

PHONICS & ACTIVITIES

Phonics | Play on Pine Nut Street

Pages 23-24

Pine Nut Games |

Pine Nut Pictures

DAY 4

READING & WRITING

Reading | Play on Pine Nut Street

Pages 27-29 - No Place to Hide

Spelling & Vocabulary | Play on Pine Nut Street

Page 32 - Test

Reading Comprehension | Play on Pine Nut Street

Page 31 - Top

Handwriting Practice |

Handwriting Set - Page 2

Play on Pine Nut Street - Page 31 - Bottom

PHONICS & ACTIVITIES

Phonics | Play on Pine Nut Street

Page 30

NOTES

IMPORTANT | Pine Nut Games

1. Many of these games rework activities from the "Hands-On Phonics Activity Pack." However, new, adjusted instructions for assembly and use of these games are included in Appendix

2. BE SURE to read these directions and make use of the helps in Appendix 2!


Handwriting Pages

Students will have quite a few activities that require handwriting, as well as actual handwriting practice. Do you feel your student requires more handwriting practice? There are reproducible sheets to use for handwriting practice included in Appendix 1.

What to do for additional handwriting practice? Look for a comprehensive list of ideas in the introductory notes of this program guide. These can be used throughout the year, and in some cases, could be done more than once. Do not feel your student must practice handwriting every day.

Spelling Words

trip	pie	lift	lip	apple
face	rat	find	hat	lamp



PARAGRAPHS TO PAGES

WEEK 2

DAY 1

READING & WRITING

Reading | Play on Pine Nut Street
Pages 33-36 - Rex Needs Help

Spelling & Vocabulary | Play on Pine Nut Street
Page 39

Reading Comprehension |
Play on Pine Nut Street
Page 40 - Top

Handwriting Practice |
Handwriting Set - Page 3
Play on Pine Nut Street - Page 40 - Bottom

PHONICS & ACTIVITIES

Phonics | Play on Pine Nut Street
Pages 37-38

Pine Nut Games |
Sand Drawing

DAY 2

READING & WRITING

Reading | Play on Pine Nut Street
Pages 41-43 - Has Anyone Seen a Green Eel?

Spelling & Vocabulary | Play on Pine Nut Street
Page 46

Reading Comprehension |
Play on Pine Nut Street
Page 47 - Top

Handwriting Practice | Play on Pine Nut Street
Page 47 - Bottom

PHONICS & ACTIVITIES

Phonics | Play on Pine Nut Street
Pages 44-45

Pine Nut Games |
Sculp a Letter

DAY 3

READING & WRITING

Reading | Play on Pine Nut Street

Pages 48-50 - Angry Bees

Spelling & Vocabulary | Play on Pine Nut Street

Page 53, Page 54 -Bottom

Reading Comprehension |**Play on Pine Nut Street**

Page 54 - Top

PHONICS & ACTIVITIES

Phonics | Play on Pine Nut Street

Pages 51-52

Pine Nut Games |

Purplinker

DAY 4

READING & WRITING

Reading | Play on Pine Nut Street

Pages 55-57 - Two Critters and a Toy in a Crate

Spelling & Vocabulary | Play on Pine Nut Street

Page 60 - Test

Reading Comprehension |**Play on Pine Nut Street**

Page 59

Handwriting Practice | Handwriting Set

Page 4

PHONICS & ACTIVITIES

Phonics | Play on Pine Nut Street

Page 58

NOTES

Phonics Focus |

Practice the Sounds of "E" and "EE"

Spelling Words

tree	ten	need	heel	wheel
bell	egg	nest	deer	eel

Week 1 - Day 1

Page 9

Match It!

- | | |
|---------|---------|
| 1. lamp | 3. ice |
| 2. rat | 4. lips |

Page 10

Circle It!

- | | |
|---------|------------|
| 1. Mac | 5. wiggle |
| 2. cat | 6. apple |
| 3. kite | 7. whisker |
| 4. pie | 8. apron |

Page 11

Fill In

- | | | |
|------|-------|-----|
| trip | apple | pie |
| face | lamp | lap |
| lift | find | hat |
| rat | | |

Page 12

Which One Came First?

1. Nip made a pie.
2. Mac got dust on his whiskers
3. Mac climbed up the oak tree.
4. Mac and Nip saw a cat!

Yummy Apple Pie

1. An, is, said
2. and
3. A, in, a, it
4. I, said

Week 1 - Day 2

Page 16

Pick One!

- | | | |
|--------|----------|----------|
| 1. ice | 2. apron | 3. black |
|--------|----------|----------|

Name the Picture

- | | | |
|--------------|-----------|---------|
| 1. climb(ed) | 2. wiggle | 3. bite |
|--------------|-----------|---------|

Page 17

Which One?

- | | | |
|----------|-----------|---------|
| 1. map | 3. lamp | 5. ball |
| 2. smile | 4. pirate | 6. dime |

Page 18

Circle Word Halves

- | | | |
|---------|----------|---------|
| 1. lift | 3. apple | 5. face |
| 2. lamp | 4. lips | 6. rat |

Page 19

Action!

1. tail -- wiggled
2. Nip -- whispered
3. Mac's ear -- tickled
4. cat -- jumped

Who Did It?

- | | | |
|--------|--------|--------|
| 1. Nip | 4. Nip | 7. cat |
| 2. cat | 5. Nip | |
| 3. cat | 6. Mac | |

Week 1 - Day 3

Page 23

Review of "A" and "I" Words

- | | |
|-----------|---------|
| 1. kick | 5. hat |
| 2. catch | 6. hiss |
| 3. table | 7. ice |
| 4. pirate | 8. late |

Page 24

Circle It!

- | | |
|-----------|----------|
| 1. hand | 5. dime |
| 2. pirate | 6. map |
| 3. acorn | 7. kite |
| 4. apron | 8. table |

Page 25

Write the Word

- | | | |
|----------|---------|---------|
| 1. pie | 4. face | 7. find |
| 2. apple | 5. trip | 8. rat |
| 3. lamp | 6. hat | 9. lip |

Page 26

Before or After?

- | | |
|-----------|-----------|
| 1. after | 4. after |
| 2. after | 5. before |
| 3. before | 6. before |

Match the Meanings

- | | | |
|------|------|------|
| 1. c | 4. e | 7. d |
| 2. i | 5. f | 8. b |
| 3. g | 6. h | 9. a |

Week 1 - Day 4

Page 30

Name the Picture

- | | |
|---------------|-------------|
| 1. pie | 4. Mac |
| 2. lick(ed) | 5. doghouse |
| 3. Black Jack | 6. smile(d) |

Page 31

Mark It!

- Mac and Nip hide in a doghouse.
- Rex saved Mac and Nip from Black Jack.

Page 32

Test

- | | | | | |
|------|-----|------|-----|-------|
| trip | pie | lift | lip | apple |
| face | rat | find | hat | lamp |