



Write-in Reader Book 1

Play on Pine Nut Street

Building 4- and 5-Letter Words
with dge, ar, or, and more!



Ebook Version Printing Instructions: If you'd like to print this resource in its entirety, print the pages single-sided in color or black and white, and hole-punch or bind on the left side.

Print Version: This resource is licensed to your immediate family and may be copied only for them.

Digital License Information: Your licence allows you to print a copy of this resource for your immediate family's use only, unless your license is for a co-op or school. Your license does not allow you to lend or resell any copy of this resource as it is a derivative of your licensed, electronic files.





Play on Pine Nut Park with Mac & Nip



For Parents:

The Pine Hollow Paragraphs to Pages Guide offers additional helps for using this resource. However, we would like to add a note here. Young readers are at different levels of proficiency. For that reason, some students may struggle at first to read an entire section. That's okay. Here are some strategies for tailoring the program to your student.



Strategy 1: Take Turns Reading

As you set out, it may help your student for you to read a sentence or paragraph and take turns back and forth with your student. This will be a help, especially as the year begins. As your student progresses, he or she will likely no longer need help after a certain time period.



Strategy 2: Save Some Reading

Each week includes enough reading for four days, but you could split a long passage into two pieces and read on five days, if you wish.



Strategy 3: Read Twice Per Day

Split longer passages and do some of the reading at a different time of the day. Complete some after breakfast, and finish it after lunch, for instance.

These strategies should help you give your student the right amount of practice to keep moving forward. In no time, he or she will be buzzing right along!







An Introduction for Parents to Read Aloud



Hello, Mac and Nip!

Mac is the bravest, boldest squirrel you might ever meet. About a year ago, he decided he wanted to have some adventures. Mac also missed his older brother Cashew, who had moved to town to start a new life. Mac also wanted to see new things and meet other brave critters, like himself. So, as a young squirrel, Mac left home for the city.


His parents, Pecan and Chestnut, waved goodbye to their young squirrel, Macademia. They loved their youngest squirrel so much! In fact, that's why they gave Mac such a magnificent name. Pecan blew her nose. Chestnut tried to smile. Chestnut and Pecan would miss Mac, but they knew his older brother Cashew would protect him.


After many days of traveling, Mac arrived at Pine Nut Street. Pine Nut Street had a nice park with grass and a large pine tree. Pine Nut Park was the home of Mac's older brother Cashew. Mac was sure his parents would love his new home in Pine Nut Park. After all, his squirrel family loved things with nutty names!

Not long after Mac's arrival at Pine Nut Park, Mac met another squirrel named Nip. She was the prettiest squirrel in the whole park! She could cook and find nuts anywhere. Nip was amazing. Nip never lost a single nut she buried. She always wore a pink apron.

Soon, Mac and Nip became great friends. They had many adventures together, just like Mac wanted, and they did get into some trouble at times! Before long, Mac and Nip knew it was time to build a life together. They were married and moved into a new house on Pine Nut Street. They hoped to raise their own little squirrels in a nice home. Maybe one day those squirrels would have their own adventures, too.

Mac and Nip's new home was perfect. It even had a yard with a tree. They chose a house near Mac's brother Cashew and his wife Almond. They would be great neighbors. Mac and Nip were ready to explore and find more adventure on their small city street.





Things to Know

Mac and Nip love their new home. Nip wants to give Almond one of her yummy pies.

Vowel Practice

These stories help you practice the different sounds of “a” and “i,” with words like face, trip, and pie.

New Words to Learn


- scat:** go away, get out of here, or go away quickly
- hiss:** a sound made from the mouth, like the “s”
- angry:** to have or feel anger; to be upset
- cashew:** a kind of nut from a cashew tree
- pirate:** a person who takes or steals things from other people or ships in the ocean
- whisper:** to talk in a quiet voice, so others cannot hear






Hello, Mac and Nip!

Mac and Nip wanted to visit Cashew and Almond. Cashew and Almond were great fun. Nip made a pie. She wanted to give it to Almond. It was apple pie.



Nip and Mac left their house. Mac led the way. He did not want Nip to trip. If she tripped, the pie would fall. Mac moved the tea cup chairs out of Nip's path.







Mac saw the bird feather broom on the floor. He took the bird feather broom away. Nip did not trip. Mac did not see that the broom flung dust on the pie.

“Achoo!” Nip sneezed. She sneezed again. “Oh, Mac!” Nip sniffed.

“Sorry, Nip,” Mac said. He wiggled his whiskers. Mac had dust on his whiskers. Nip and Mac giggled as they walked outside.





Mac looked at the yard. It was huge! A tall oak tree stood near a wood fence. A large dog house sat under the tree.


Mac and Nip ran to the oak tree. Mac climbed up the tree. Next, Nip climbed up with the pie in her teeth. Mac pulled her up. Nip gasped. The pie fell. Splat!

“Look! A cat!” Nip said.





Acorn's Words



Sound It Out

Sound out the letters to read these "a" and "i" words below.

Some of these words will be in your reading this week.

way	find	apron	lips	think	apple
trip	add	sat	lift	climb	rat
escape	cap	kick	bad	face	back
lamp	ice	pie	hat	ape	rip

Match It!

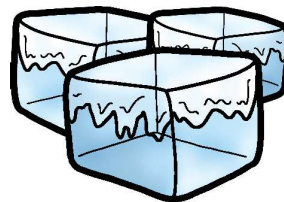
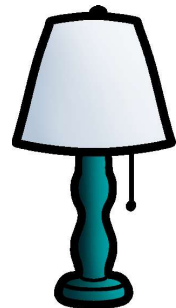
Draw a line to match a word with each picture.

lamp

ice

rat

lips




Circle It!

Circle the name of the picture.




apple
Mac
apron
pie



lip
back
cat
hat




bird
climb
bite
kite



trip
pie
lift
hiss



giggle
trip
wiggle
hit




face
tape
apple
back



pit
giggle
kick
whisker



hand
lamp
apron
ape



Spelling with Nip



Spelling Words

Sound out the letters to read these spelling words below.

trip pie lift lip apple
face rat hat find lamp

Vocabulary Words

Sound out the letters to read these vocabulary words below.

You will practice reading and using these words all week.

scat pirate cashew angry hiss
scare climb wiggle whisper

Fill In!

Write in the missing letter *a* or *i* to finish your spelling words below.

tr ____ p

____ pple

p ____ e

f ____ ce

l ____ mp

l ____ p

l ____ ft

f ____ nd

h ____ t

r ____ t

Which One Came First?

On the blank above each pie, number from 1 to 4 what happened in the story first, second, third, and last.



___ Mac and Nip saw a cat!



___ Mac climbed up the oak tree.



___ Nip made a pie.



___ Mac got dust on his whiskers.

Yummy Apple Pie

Every week you will be learning new sight words.

Fill in the blanks with the words below. Some words may be used twice.

a an is I in it and aid

1. "_____ apple pie _____ the best pie," Nip _____.
2. Mac _____ Nip did not want the pie to fall.
3. _____ pie can fit _____ _____ box but _____ may spill.
4. "_____ hope we can have some of this pie," Mac _____.