



Write-in Reader Book 2

Surprises Along the Lane



Building 4- and 5-Letter Words
with igh, ea, ie & more!



Ebook Version Printing Instructions: If you'd like to print this resource in its entirety, print the pages single-sided in color or black and white, and hole-punch or bind on the left side.

Print Version: This resource is licensed to your immediate family and may be copied only for them.

Digital License Information: Your licence allows you to print a copy of this resource for your immediate family's use only, unless your license is for a co-op or school. Your license does not allow you to lend or resell any copy of this resource as it is a derivative of your licensed, electronic files.





Play on Pine Nut Park with Mac & Nip



For Parents:

The Pine Hollow Paragraphs to Pages Guide offers additional helps for using this resource. However, we would like to add a note here. Young readers are at different levels of proficiency. For that reason, some students may struggle at first to read an entire section. That's okay. Here are some strategies for tailoring the program to your student.



Strategy 1: Take Turns Reading

As you set out, it may help your student for you to read a sentence or paragraph and take turns back and forth with your student. This will be a help, especially as the year begins. As your student progresses, he or she will likely no longer need help after a certain time period.



Strategy 2: Save Some Reading

Each week includes enough reading for four days, but you could split a long passage into two pieces and read on five days, if you wish.



Strategy 3: Read Twice Per Day

Split longer passages and do some of the reading at a different time of the day. Complete some after breakfast, and finish it after lunch, for instance.

These strategies should help you give your student the right amount of practice to keep moving forward. In no time, he or she will be buzzing right along!





Things to Know

Nip is baking for Acorn. Acorn is bigger now and can get himself into some trouble.

Vowel Practice

These stories help you practice the different sounds of “er”, “ir”, and “ur,” with words like dirt, super, and furry.

New Words to Learn

- matter:** something that causes concern or is important;
a solid or liquid object
- lurk:** to creep, hide, and wait to follow or catch something
- curl:** to twist something into a circle form; to curve an object
- smirk:** a sly smile
- counter:** a place on which to set things, usually in a kitchen
- chirp:** a sound made by birds or other animals
- whirl:** to twist, twirl, or spin quickly





Nip the Baker

Little Acorn has grown and grown, and Nip loves how he can walk and talk. She also loves baking for Acorn. Acorn wants to surprise Mac for his birthday! Mac left with Uncle Cashew to see the park.



Acorn could not go to the park. Mac and Nip said he was too little. Acorn asked what his dad and Uncle Cashew would see at the park.





Nip told Acorn all about Pine Nut Park. "It has a pond and a tree. Three ducks live in the pond. The tree was your dad's first home. Many birds make their nests in that tree now. Now Acorn, do not blurt out that I made muffins for your dad."



Acorn nodded. He saw Nip pour flour and sugar into a bowl. She began to stir the muffin mix. Acorn tried to reach up and taste the mix. He climbed onto the counter and poked his paw into the sticky mix.






Acorn tasted it. "Yum!" Acorn smiled.


Nip rubbed Acorn's furry head. Acorn let out a burp. "Oh, Acorn, it would be much safer if you stayed on the ground."

Nip set Acorn on the dirt floor. She had to be firm. She had lots of baking to do. Nip let Acorn play with his giant chew toy from Rex. She stirred the mix a little more and added more sugar. Nip forgot about Acorn.





Acorn's Words



Sound It Out

Sound out the letters to read these "er", "ir", and "ur" words below. Some of these words will be in your reading this week.



sir	tiger	river	burn	bird	twirl
her	furry	cider	curl	blur	swirl
fur	amber	anger	fern	dirt	stir
bur	birch	shirt	hurt	very	birth

lurk	smirk	third	burnt	danger
herb	first	girl	older	birthday
irk	blurt	firm	under	squirrel



Name the Picture

Write or name the action or object on the line.

1. Nip rubbed Acorn's



head.

2. It is Mac's



.

3. Nip began to



the muffin mix.

Circle It!

Circle the name of the picture.




skirt
sir
shirt
smirk



biker
water
tower
blur



bird
third
whirl
birthday




blurt
churn
curve
ruler



blur
fur
burn
curb



smirk
stir
dirt
birch




curl
furry
purr
lurk



diver
tiger
danger
anger



Spelling with Nip



Spelling Words

Sound out the letters to read these spelling words below.

bird fur tiger dirt shirt
river girl burn water ruler

Vocabulary Words

Sound out the letters to this week's vocabulary words.

smirk curl counter whirl
chirp lurk matter

Vocabulary Match-Up

Match the words with their meanings.

1. ____ bird (a) a liquid that has no taste
2. ____ burn (b) an orange or white wild cat with black stripes
3. ____ tiger (c) an object that measures inches and centimeters
4. ____ river (d) a spot that is burned; a stinging feeling
5. ____ fur (e) water or stream that is going in a certain direction
6. ____ girl (f) a rough or soft covering on animals
7. ____ dirt (g) an animal that has feathers and can fly
8. ____ water (h) an object worn on the body that has sleeves
9. ____ shirt (i) soil
10. ____ ruler (j) a name for a young woman



Who Did It?

Write the name of the character who did each action in the story.

- _____ left to see the park.
- _____ could not go to the park.
- _____ baked muffins.
- _____ poked his paw into the muffin mix.
- _____ poured flour and sugar into a bowl.
- _____ played with a chew toy.

Same Phonograms

Circle each word on the right that has the same phonogram in the middle of the word as the picture in its row.

	whirl	counter	smirk	chirp
	matter	purr	whirl	lurk