



Write-in Reader Book 3

Tricks in the Thicket



Building 4- and 5-Letter Words
with silent letters and more!




Ebook Version Printing Instructions: If you'd like to print this resource in its entirety, print the pages single-sided in color or black and white, and hole-punch or bind on the left side.

Print Version: This resource is licensed to your immediate family and may be copied only for them.

Digital License Information: Your licence allows you to print a copy of this resource for your immediate family's use only, unless your license is for a co-op or school. Your license does not allow you to lend or resell any copy of this resource as it is a derivative of your licensed, electronic files.





Play on Pine Nut Park with Mac & Nip



For Parents:

The Pine Hollow Paragraphs to Pages Guide offers additional helps for using this resource. However, we would like to add a note here. Young readers are at different levels of proficiency. For that reason, some students may struggle at first to read an entire section. That's okay. Here are some strategies for tailoring the program to your student.



Strategy 1: Take Turns Reading

As you set out, it may help your student for you to read a sentence or paragraph and take turns back and forth with your student. This will be a help, especially as the year begins. As your student progresses, he or she will likely no longer need help after a certain time period.



Strategy 2: Save Some Reading

Each week includes enough reading for four days, but you could split a long passage into two pieces and read on five days, if you wish.




Strategy 3: Read Twice Per Day

Split longer passages and do some of the reading at a different time of the day. Complete some after breakfast, and finish it after lunch, for instance.

These strategies should help you give your student the right amount of practice to keep moving forward. In no time, he or she will be buzzing right along!





Things to Know

Acorn is staying at Socks' home for the day. Mac and Nip hope to have some fun and adventure.

Vowel Practice

These stories help you practice reading words with "oi" and "oy," with words like enjoy and noisy.

New Words to Learn

- hoist:** to lift and carry something with a device
- flick:** to push or tap something away quickly
- boil:** to heat water or other liquid to a very hot temperature
- spoil:** to give or allow a person too much of something; to get wrecked or turn rotten
- scaly:** has layers of scales; describes how scales feel
- moist:** something that is damp
- poised:** to be steady and hover ready to do something
- proud:** to be pleased with someone else

steaming: hot water's vapor that looks like fog


avoid: to stay away from

coil: to wrap up in a circle



A Too Hot Pot

Mac and Nip were ready to enjoy their new home. They wanted some fun!



Mac and Nip asked Miss Moon to have tea with them. Acorn had told them that Miss Moon knew all the fun sights in Black Pine Forest.

Acorn had a lot of time to see the sights. He had made a bad choice by going into Flea Field. Mac and Nip were glad he was not hurt.

Nip was not happy with Acorn. Acorn could have been hurt by that bear! It was a bad choice! Mac told Acorn to avoid bears.





Nip began to boil water for tea. She hung a pot over the fire. The fire would boil the water in no time.

Mac liked tea but only with honey. Mac made sure the small jar of honey was out.

The water was boiling hot! Nip tried to hoist the pot. It burned her paw! It was heavy and hot. Nip yelled in a loud voice. The noise filled their home.

Mac put a cold cloth on Nip's paw. Her paw was red.





“Our tea is spoiled!” Nip said.

Mac saw the wood floor. It was moist and steaming from the dropped pot. “I will boil more, Nip.”




Miss Moon knocked on the door. “Hello?”



Nip stood and spoke. “Hi, Miss Moon, come sit.” Nip tried to point with her hurt paw. She could not hide the cloth.

Miss Moon smiled and sat. “I am sorry about your paw. Teapots can be so messy!”





Acorn's Words



Sound It Out

Sound out the letters to read these "oi" and "oy" words below. Some of these words will be in your reading this week.

boy	ploy	noise	voice	point	toilet	cowboy
joy	coin	soil	oink	choice	oyster	annoy
oil	foil	royal	ahoy	noisy	enjoy	employ



toy	join	loyal	joint	joyful
toil	oily	droid	broil	voice

Vocabulary Words

avoid	boil	proud	poised	scaly	steaming
hoist	spoil	moist	flick	coil	

Answer It!

In the blank, write the answer to each question from the "Sound It Out" word list.

1. What is the noise a pig makes? _____
2. What is another name for dirt? _____
3. What is a dime? _____
4. What is the opposite of quiet? _____

Check It Off!

Check what each animal or thing cannot do.

Check what a boy cannot do:

- play tag
- make lots of noise
- make tin foil
- play with a toy

Check what an oyster cannot do:

- be stuck in the sand
- live in the sea
- enjoy eating an apple
- say "Ahoy!"

Check what a peach cannot do:

- be a cowboy
- wear a feather
- point at a dog
- be eaten with a pear

Check what an oyster cannot do:

- be played with by a boy
- join a sports team
- be friends with an oyster
- get left in a meadow


Check what a cowboy cannot do:

- chase a thief
- be scared of a boy
- destroy a home
- play a joyful song


Check what a feather cannot do:

- be put on a hat
- tickle your nose
- fill a pillow
- play a game





Spelling with Nip



Spelling Words

Sound out the letters to read these spelling words below.

toy	soil	oyster	join	noise
point	coin	royal	boy	joyful

OI or OY?

On the lines below, write your spelling words in the correct columns.

OI Words

OY Words

Write It In!

Write in OI or OY to make the right words below.

All of these words are your vocabulary words.

av ___ ___ d p ___ ___ sed m ___ ___ st dec ___ ___

c ___ ___ l h ___ ___ st b ___ ___ l sp ___ ___ l



Connect the Words

Connect the correct answer to each question from the story.

- | | |
|--|-------------|
| Who made a bad choice by going into Flea Field | Nip |
| Who began to boil water? | the tea |
| What burned Nip's paw? | Miss Moon |
| What was spoiled? | bears |
| Who knocked on the door? | Acorn |
| What did Mac tell Acorn to avoid? | Mac and Nip |
| Who were glad that Acorn did not get hurt in Flea Field? | the hot pot |

Write Your OI Words

On the lines below write the OI words from your spelling list on the previous page.

Handwriting practice lines consisting of solid top and bottom lines with a dashed middle line. There are seven sets of these lines provided for writing.