

Adventures in Pine Hollow  Milestones in Reading

# Syllables to Sentences

  
Language Arts

Start Decoding,  
from 3-Letter Words  
to Easy Sentences



 Pine Hollow 

**Ebook Version Printing Instructions:** If you'd like to print this resource in its entirety, print the pages single-sided in color or black and white, and hole-punch or bind on the left side.

**Print Version:** This resource is licensed to your immediate family and may be copied only for them.

**Digital License Information:** Your licence allows you to print a copy of this resource for your immediate family's use only, unless your license is for a co-op or school. Your license does not allow you to lend or resell any copy of this resource as it is a derivative of your licensed, electronic files.

Pine Hollow ~ Copyright 2024. All Rights Reserved


# Welcome to . . .



*I am thrilled -- and humbled -- you've chosen to share your homeschool journey with us!* I am so pleased to meet you in this way, connecting over our shared love for our families!

*I'm Kaeryn Brooks, the creator of Pine Hollow,* I began writing curriculum to meet the needs of my own family, when some of my children struggled and grew disenchanted with learning. They'd lost their joy!

There just had to be a way to bring the joy of learning to every child, no matter how they preferred learning. So the writing began, trying (sometimes succeeding, sometimes not so much), and pulling together the kinds of experiences I wanted my own family to have, developing new ways of appealing to all the ways children learn. After all, I had one child of every flavor! (Or so it seemed!)



**Virtual Me,**  
a significant improvement over the usual Morning Me...

***That's where Pine Hollow comes from -- from my family to yours.***

My friends and their friends started asking what I used. My husband came home with a website without telling me (*I'm not the only one who has had that happen, am I?*), and next thing I know, I'm sharing my vision with families that want the same thing I wanted:

***interactive, vibrant experiences that created a rich and wonderful family culture.***



***This is what we bring to Pine Hollow Language Arts:***

- Gradual, immersive progression from alphabet skills to fluent reading
- Adventurous critter stories with "I-want-to-keep-reading" cliffhangers
- Rich phonics instruction -- a great foundation for reading & spelling
- Unique interactive learning experiences: phonics character cards, decoding and reading games, story fun skills practice & more!
- Fun workpages that get little learners using what they've encountered
- Time for real life, reading together, and enjoying new discoveries

You'll find that I'm here with you on the journey, with remarks and sidebars throughout this guide. I hope this has given you a glimpse inside the heart of Pine Hollow. I also hope you feel as though you are a part of our family, now. And your new Pine Hollow family is just a phone call away for help or support.

***It is my sincere hope that while you explore different times and places this year, you will also have the chance to show your child the opportunities in the here and now that will last an eternity.***

***Your Adventure Awaits! -- Kaeryn***



# Syllables to Sentences

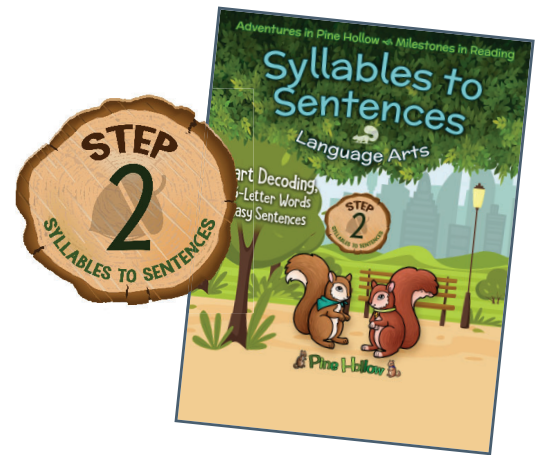
is the second program in the Pine Hollow Language Arts Series  
18-WEEK PROGRAM

Syllables to Sentences is a language arts program designed for students who are just beginning to read three-letter word such as bat, win, and pot. This program includes resources designed to continue teaching advanced phonics and word families for increased reading recognition and decoding skills. Students love the fun, short stories in our exclusive easy readers.

### In this program you will encounter:

- Introduction to New Phonograms
- Alphabet Review with Letter Formation Practice
- Sight Word Identification and Practice
- Spelling and Phonics Activities in Hands-On Games
- Eighteen Engages Readers
- Handwriting Practice

Interactive learning experiences also keep students really engaged! No matter what type of learner you have — hands-on, visual, auditory, and so on — resources in Syllables to Sentences will keep the learning fun and successful. Students continue to use two activity resources from Letters to Little Words, the Hands-On Phonics Pack and Phonics Cards & Character Cards, but with phonograms and concepts that are more challenging.



### Letters to Little Words

36-WEEK PROGRAM

For students who show readiness to learn the sounds of the alphabet and other phonograms or for students who have begun to learn the phonetic sounds

When they complete this program, students will know all 26 sounds, are able to decode 3-4 letter words and able to write all of their letters.



### Paragraphs to Pages

18-WEEK PROGRAM

For students who have mastered the basic phonics sounds and are ready to add more difficult phonograms and spelling patterns.

When they complete this program, students will have read through 36 easy reading stories, increasing their decoding and reading fluency skills.



### Stories to Short Chapters

36-WEEK PROGRAM

For students who are reading short paragraphs with some assistance. Students will read fun, vocabulary-controlled stories, play games, and develop their spelling and vocabulary skills.

When they complete this program, students will have read through 36 easy reading stories to increase fluency skills.



### Readers to Real Books

36-WEEK PROGRAM

For students who ready to read, or just reading short chapter books. They will progress throughout the year to be ready to read any middle grade book.

When they complete this program, students will have gained reading comprehension and reading speed to become fluent readers.

# WHAT'S TO LOVE IN PINE HOLLOW?



**Language arts can intimidate some students.**

But in Pine Hollow, there are constant adventures -- all premised on **JOY!**

Joy of finding new critter friends and their own growing confidence in reading.

**I love seeing that!**


*- Kaeryn*

## *It's an Adventure You Will Love!*




### **YOU CAN CUSTOMIZE PINE HOLLOW**

Pine Hollow programs can be completed at a pace that fits your student's progression, sped up or slowed down.



### **PINE HOLLOW PROGRAMS ENGAGE ALL STUDENTS**

No matter which type of learner your student is, there are active learning opportunities, including games, flashcards, hands-on learning and more, that engage every student!



### **THIS GUIDE = HQ**

This guide is meant to be your headquarters -- feel free to scribble all over it! Write student initials and grades next to completed items.

## *It's an Adventure They Will Love!*



### **PINE HOLLOW CRITTERS OF ALL KINDS**

Students will meet all kinds of critters in Pine Hollow -- an always hungry chipmunk, a gang of sneaky raccoons, scurrying rat cops, and so many more! Young learners will connect with their romping, fun antics!



### **PINE HOLLOW PROGRAMS KEEP THEM READING**

Exciting cliffhangers and heart-tugging, delightful stories keep them interested in moving forward. Workbook pages reinforce the "what-will-happen-next" story book-style magic!



### **INTERACTIVE WORKPAGES**

Students will be drawn into the workpages, designed to have them coloring, predicting story outcomes, drawing, finding correct answers, and even coming up with "what's next" ideas of their own!

# SYLLABLES TO SENTENCES

## OVERVIEW OF STUDIES

### Pine Nut Park Workbook A

<b>Week 1</b>	Alphabet Review Part 1
<b>Week 2</b>	Alphabet Review Part 2
<b>Week 3</b>	Vowels & Word Families
<b>Week 4</b>	Vowels & Word Families
<b>Week 5</b>	Phonograms & Word Families
<b>Week 6</b>	Silent e & Word Families
<b>Week 7</b>	Y as a Vowel & Word Families
<b>Week 8</b>	Phonograms & Word Families
<b>Week 9</b>	Phonograms, Blends, & Word Families

### Pine Nut Park Workbook B

<b>Week 10</b>	Phonograms
<b>Week 11</b>	Blends
<b>Week 12</b>	Phonograms & Blends
<b>Week 13</b>	Phonograms & Word Families
<b>Week 14</b>	Blends
<b>Week 15</b>	Blends
<b>Week 16</b>	Phonograms & Blends
<b>Week 17</b>	Blends
<b>Week 18</b>	Phonograms & Word Families

# SYLLABLES TO SENTENCES

## WEEK 1

### DAY 1

#### READING & WRITING

**Romp in Pine Nut Park |**

Look at Note

Read Book 1 - Mac in a Mess

**Skip in Pine Nut Park |**

Page 2

**Handwriting Practice |**

On plain paper, practice writing:

a, f, b, m

#### PHONICS & ACTIVITIES

**Phonics Cards |** Cards afbmektripsn: 1-12

Review Phonics Cards 1-12 this week.

Use "Pick the Right One" on card T-11.

### DAY 2

#### READING & WRITING

**Romp in Pine Nut Park |**

Re-Read Book 1: Mac in a Mess

**Skip in Pine Nut Park |**

Page 3

**Handwriting Practice |**

On plain paper, practice writing:

e, k, t, r

#### PHONICS & ACTIVITIES

**Phonics Cards |** Cards afbmektripsn: 1-12

Review 1-12 again, but today use

"Across the Room" on T-12.

**Phonics Pack |**

Magnetic Letter Pick-Ups



## DAY 3

### READING & WRITING

**Romp in Pine Nut Park |**

Read Book 1: The Gold Nuts

**Skip in Pine Nut Park |**

Page 4-5

**Handwriting Practice |**

On plain paper, practice writing:  
i, p, s, n

### PHONICS & ACTIVITIES

**Phonics Cards |** Cards afbmektripsn: 1-12

Review 6-12, using "Name That Item" on card T-12.

**Activity |**

Read & Play Sight Word Game

## DAY 4

### READING & WRITING

**Romp in Pine Nut Park |**

Re-Read Book 1: The Gold Nuts

**Skip in Pine Nut Park |**

Page 6-7

**Handwriting Practice |**

On plain paper, practice writing:  
o, j, h, d

### PHONICS & ACTIVITIES

**Phonics Cards |** Cards afbmektripsn: 1-12

Review 6-12 again, but today use "Beginner Bingo" on T-12.

**Phonics Pack |**

"I am Thinking Of ..."

## NOTES

**Your First Week |**

The first two weeks will start out with a review of the basic alphabetic sounds. Keep in mind, if you have not used this program before, there may be some slight differences in the phonics cards and these first days of assignments will allow you time for your student to adjust.

During these first weeks, most of your time will be spent using the Phonics Cards for active review. Please read through thoroughly the instructions given in the front of this guide this week to understand how to help your student review these. Games for review are also included on cards T-11 and T-12.

**Romp in Pine Nut Park Readers |**

Before students begin to read the Romp in Pine Nut Park Readers, the parent must first read aloud an introduction page from Appendix 1, called "Mac's New Home -- Pine Nut Park."

**Week 1 Vocabulary Words - Story 1**

home	ask	head	pine
park	lost	poke	

**Week 1 Vocabulary Words - Story 2**

made	took	more	
------	------	------	--

# SYLLABLES TO SENTENCES

## WEEK 2

### DAY 1

#### READING & WRITING

**Romp in Pine Nut Park |**

Read Book 2: Fin's Shake Shop

**Skip in Pine Nut Park |**

Page 8-9

**Handwriting Practice |**

On plain paper, practice writing  
o, j, h, d

#### PHONICS & ACTIVITIES

**Phonics Cards |** Cards ojhduclgwyvzx & qu: 13-26

Review Phonics Cards 13-26.

Use "Flashcards" on card T-11.

**Activity |**

Read & Play Sight Word Game

### DAY 2

#### READING & WRITING

**Romp in Pine Nut Park |**

Re-Read Book 2: Fin's Shake Shop

**Skip in Pine Nut Park |**

Page 10-11

**Handwriting Practice |**

On plain paper, practice writing:  
u, c, l, g, and w

#### PHONICS & ACTIVITIES

**Phonics Cards |** Cards ojhduclgwyvzx & qu: 13-26

Review Phonics Card 1

**Phonics Pack |**

Detective Story





## DAY 3

### READING & WRITING

**Romp in Pine Nut Park |**

Read Book 2: A Bad Dog

**Skip in Pine Nut Park |**

Page 12

**Handwriting Practice |**

On plain paper, practice writing  
y, v, z, and x

### PHONICS & ACTIVITIES

**Phonics Cards |** Cards ojhduclgwyvzx & qu: 13-26

Review 1, and 13-26 again, using “Treasure Hunt”  
on card T-12.

**Phonics Pack |**

Pebble Pick-Up

**Activity |**

Read & Play Sight Word Game

## DAY 4

### READING & WRITING

**Romp in Pine Nut Park |**

Re-Read Book 2: A Bad Dog

**Skip in Pine Nut Park |**

Page 13

**Handwriting Practice |**

On plain paper, practice writing this week’s sight  
words

### PHONICS & ACTIVITIES

**Phonics Cards |** Cards ojhduclgwyvzx & qu: 13-26

Choose a Game from Card T-11 & T-12

Focus on This Week’s Letters

**Phonics Pack |**

“I am Thinking Of ...”

**Activity |**

Decorate your My Picture Dictionary

## NOTES

**Decorate Your Picture Dictionary |**

Allow your student to get creative in decorating the front  
of their dictionary. They may want to cover it with fabric  
or special paper, or get a favorite design and paste it on. It  
will help them feel more pride in their work throughout the  
year if they really make it their own! We’ll begin using it next  
week!

**Spelling |**

**IMPORTANT NOTE:** This portion of the program is optional.  
You can choose to use it or not. Spelling will begin next week.  
Each week’s spelling words will be taken directly from the  
lesson you are working on in “Pine Nut Park Phonics Pages”  
or from the “Romp in Pine Nut Park Readers.”

Also if you choose to use the spelling portion of the program,  
the weekly spelling test is optional as well. It isn’t required  
for students at this age to have weekly spelling tests. You can  
choose to complete the spelling practice but opt. out of the  
spelling test for your student.

For those that do the weekly spelling test, you’ll find the  
pages to complete the tests in Appendix 5 of this guide.

**Other Activity |**

**Day 4:** Have your student decorate their “My Picture  
Dictionary” cover using items from your craft cupboard. To  
create the cover and the back cover hole punch some heavy  
cardstock. Have your student decorate it and let it dry, if glue  
was used, before adding it to their “My Picture Dictionary.”

**Week 2 Vocabulary Words - Story 1**

next	love	jam	they	said
saw	make	you	scare	sick

**Week 2 Vocabulary Words - Story 2**

my	but	job	we	many	out
----	-----	-----	----	------	-----

# Week 1

## Page 2

### Circle the Correct Word

- |         |         |
|---------|---------|
| 1. cut  | 2. pin  |
| 3. Mac  | 4. map  |
| 5. ten  | 6. rat  |
| 7. tall | 8. Snap |

## Page 3

### Circle the Correct Word

- |        |         |
|--------|---------|
| 1. map | 2. clap |
| 3. cap | 4. nap  |

## Page 4

### Circle the Correct Word

- |         |         |
|---------|---------|
| 1. rat  | 2. cup  |
| 3. hill | 4. gold |
| 5. pen  | 6. nut  |
| 7. bin  | 8. pine |

## Page 5

### Match the Meaning

- |         |                         |
|---------|-------------------------|
| 1. sip  | - a small drink         |
| 2. trip | - to fall or a vacation |
| 3. ship | - a big boat            |
| 4. zip  | - to move fast          |
| 5. skip | - not a walk nor a run  |

### Circle the Correct Word

- |        |         |
|--------|---------|
| 1. lip | 2. ship |
|--------|---------|

## Page 6

### Write-in the Missing Letter

- |        |         |        |
|--------|---------|--------|
| 1. cab | 2. crab | 3. gab |
| 4. jab | 5. grab | 4. tab |

## Page 7

### Write-in the Missing Letter

- |        |        |        |
|--------|--------|--------|
| 1. met | 2. wet | 3. pet |
| 4. get | 5. jet | 6. set |

### Circle the Correct Word

- |         |        |
|---------|--------|
| 1. bone | 2. cat |
|---------|--------|

# Week 2

## Page 8

### Write-in the Missing Letter

- |          |          |          |
|----------|----------|----------|
| 1. cash  | 2. crash | 3. trash |
| 4. smash | 5. flash | 6. rash  |

## Page 9

### Circle the Correct Word

- |          |         |
|----------|---------|
| 1. pill  | 2. ill  |
| 3. spill | 4. hill |

## Page 10

### Circle the Correct Word

- |         |        |
|---------|--------|
| 1. flag | 2. rag |
| 3. bag  | 4. tag |

## Page 11

### Read and Cross It Out

- |        |        |        |
|--------|--------|--------|
| 1. 1st | 2. 3rd | 3. 2nd |
| 4. 2nd | 5. 1st | 6. 3rd |

## Page 12

### Circle the Correct Word

- |         |         |
|---------|---------|
| 1. frog | 2. Mac  |
| 3. rat  | 4. Fin  |
| 5. full | 6. sick |
| 7. nut  | 8. dog  |

## Page 13

### Write-in the Missing Letter

- |         |          |        |
|---------|----------|--------|
| 1. twig | 2. wig   | 3. big |
| 4. fig  | 5. sprig | 6. jig |

## Page 14

### Circle the Correct Word

- |         |          |
|---------|----------|
| 1. Mac  | 2. tag   |
| 3. sick | 4. mink  |
| 5. hat  | 6. smile |
| 7. bat  | 8. gal   |