



# Write-in Reader Book 1

## Frolic in the Forest

Increasing fluency reading words with  
sh, ch, th, ph, gh, wh, ar, and more!



**Ebook Version Printing Instructions:** If you'd like to print this resource in its entirety, print the pages double-sided in color or black and white, and hole-punch or bind on the left side.

**Digital License Information:** Your license allows you to print a copy of this resource for your immediate family's use only, unless your license is for a co-op or school. Your license does not allow you to lend or resell any copy of this resource as it is a derivative of your licensed, electronic files.

**Print Version:** This resource is licensed to your immediate family and may be copied only for them.

# Frolic in the Forest with Acorn & Friends



## For Parents:

The WinterPromise LA 1 Guide offers additional helps for using this resource. However, we would like to add a note here. First grade students are at different levels of proficiency. For that reason, some students may struggle at first to read an entire section. That's okay. Here are some strategies for tailoring it to your student.

### Strategy 1: Take Turns Reading

As you set out, it may help your student for you to read a paragraph and take turns back and forth with your student. This will be a help, especially as the year begins. As your student progresses, he or she will likely no longer need help after a certain time period.

### Strategy 2: Save Some Reading

Each week includes enough reading for three days, but students will be working on their language arts program four or more days a week. You can split a long passage into two pieces and read for four or even five days, if you wish.

### Strategy 3: Read Twice Per Day

Split longer passages and do some of the reading at a different time of the day. Complete some after breakfast, and finish it after lunch, for instance.

These strategies should help you give your student the right amount of practice to keep moving forward. In no time, he or she will be buzzing right along!

# Friends in Pine Hollow



Hello!  
Welcome to Walnut Forest and Pine Hollow!

My name is Acorn, and my friends and I are happy to meet you!

I'm a squirrel. I have lived in this forest most of my life. I spend a lot of time collecting the nuts I love to eat!


My two best friends are chipmunks named Dash and Scoot. They are brothers who live nearby. They get into trouble from time to time. I like them, as they are a lot of fun!

Scoot loves to eat almost anything. He has spots on his tummy. I can see these spots, even when Scoot is far away. His brother Dash doesn't have any tummy spots at all. When they play and run, I can spot Scoot's spots!



His brother Dash is very brave. He wears a cloth around his neck. Dash is not afraid of too much, and he helps Scoot out of a pinch from time to time. Scoot is good at getting into scrapes, and Dash always gets him out!

Another friend of mine is Tatty the Mouse. She may be shy, but I can always count on her if I need help. Tatty likes friends to come to her burrow to visit. Tatty is a good cook, and Dash, Scoot, and I love to eat her good treats!



I live in a hole in a tree. Dash and Scoot live in the same tree, but their hole is closer to the ground.

Tatty likes to stay near the forest floor. She dug a burrow near the bottom of a nearby tree. The leaves on the trees give our homes color. The grass makes a good carpet!

We are all good friends. You will meet even more of our friends in our stories. I'm glad you are joining our adventures this year!

*Can you write our names below each picture? Follow the clues I've given you to write my name, Acorn, and my friends, Tatty, Dash and Scoot.*




\_\_\_\_\_  
-----  
\_\_\_\_\_



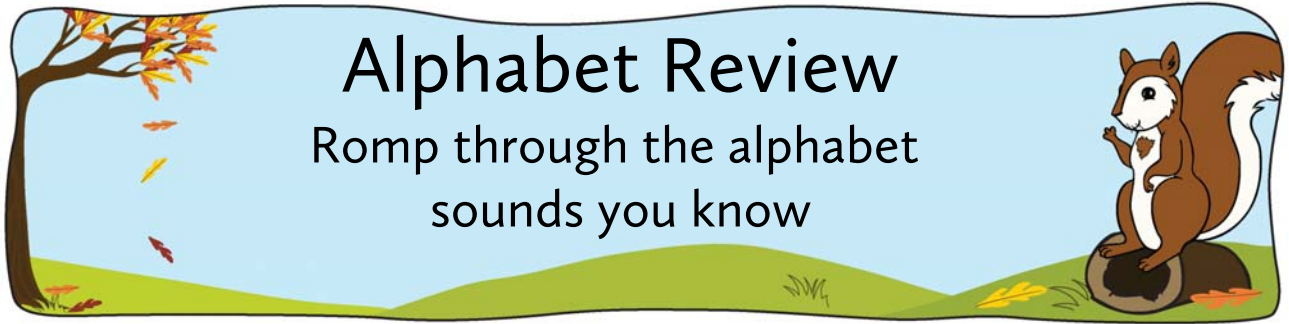
\_\_\_\_\_  
-----  
\_\_\_\_\_



\_\_\_\_\_  
-----  
\_\_\_\_\_



\_\_\_\_\_  
-----  
\_\_\_\_\_



# Alphabet Review

Romp through the alphabet sounds you know

## Sound It Out!

Sound out the letters to read the words below. You'll need to know some of these words to read the stories this year, and others are "sight" words that you should be able to read when you see them.

Acorn	squirrel	our	their	of
Tatty	mouse	are	to	was
Dash	chipmunk	her	the	all
Scoot	friend	my	for	said
Pine Hollow	forest	they	you	there



would	them	good	here	who
could	long	how	after	again
should	very	about	were	give
come	your	know	before	two
more	from	any	been	what

## Choose One!

Which sight word best completes each sentence below? Circle it.

- Acorn \_\_\_\_\_ he was happy to meet you.      said      good
- Acorn and Tatty \_\_\_\_\_ Dash and Scoot.      know      who
- Dash and Scoot live near \_\_\_\_\_ friends.      here      their
- Dash \_\_\_\_\_ eat almost anything.      would      our
- Tatty likes friends to \_\_\_\_\_ to her burrow.      about      come
- \_\_\_\_\_ lives in a burrow near Acorn's tree?      How      Who



# More Thunder!

“Look,” Dash said, and pointed out their small window, “Acorn says that after you see lightning you should count thousands. That will tell you how far away the lightning is.”

“Really?” Scoot asked. The lightning struck, and Scoot tried to count. “Umm. One one thousand, two one thousand, three one thousand...” But on the third thousand, the storm thundered.

**BOOM! Thump!** The throbbing sound scared Scoot again. He dove away so fast that Dash did not see where his brother had gone.

“Scoot!” Dash yelled, afraid for his twin. “Where did you go?”

“I am not coming down!” Scoot answered.

Dash looked up and saw Scoot sitting on a thick chair upstairs. He looked like he was on a throne. Dash tried to make Scoot feel better.

“Scoot, don't think about the thunder. Think about how the rain storm will make our rafting so much more fun.”



“That is true,” Scoot said, thinking of the fun they would have.

“The lake will be deeper, so it will be like we are on the ocean!” Dash said.

“What a great thought!” Scoot giggled. “We can be pirates!”

"This storm will not hurt us. We've sailed through worse!" Dash shouted bravely.

"We've ridden through many scary waves," Scoot said, starting to feel a little courage.

"Yo-ho! I can be a brash thief!" Dash jumped, and waved a pretend sword.

"I will have a thick beard with thistles in it! I'll thump our enemies!" Scoot said, with a funny threat in his voice.

Dash laughed! "Scoot, you are even scaring me!"

Scoot said, "I'll make a scary flag and throw rock bombs!" He threw his hands above his head and hit a thin shelf. Something dropped off the shelf onto the floor.



"Hey, Dash! I found the thread! It is up here. You know, the one we need for our raft."

"Really? Throw it down here."

Scoot threw the lost thread. Then he jumped down. "Hey, Dash, I'm not scared anymore."

"Are you sure?"


*Crack! Thump! Boom!* The thunder rang out. But Scoot didn't move.

"Nope! I am too happy thinking about being pirates together. Thank you," Scoot said, and gave his brother a hug.

## The Sounds of TH!

The phonogram TH makes two sounds. The first sound is most common, and is the one that you hear in the word *thin*. The second sound is not found in as many words, and makes a stronger sound, such as the one you hear in the word *this*.



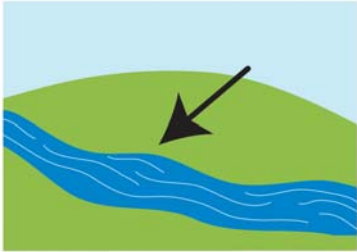









Below, circle the nuts with words that make the second sound of TH.





# Add the Right Phonogram.


Add either SPL, SQU, or STR to the beginning of the words to create the word pictured.

 <p>_____awberry</p>	 <p>_____id</p>	 <p>_____eam</p>
 <p>_____ing</p>	 <p>_____eet</p>	 <p>_____aw</p>
 <p>_____aw</p>	 <p>_____irrel</p>	 <p>_____ash</p>
 <p>_____are</p>	 <p>_____ong</p>	 <p>_____ipe</p>

# Add a Three-Letter Phonogram.

Choose either SPL, STR, or SQU to write on each blank to find a word you've read this week. Then find the picture and write its number in the box.


\_\_\_\_\_ eet



1.



2.



3.

\_\_\_\_\_ are

\_\_\_\_\_ aw

\_\_\_\_\_ irrel



4.



5.



6.

\_\_\_\_\_ awberry

\_\_\_\_\_ ash

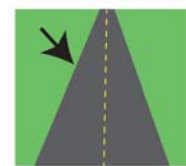
\_\_\_\_\_ ing



7.



8.




9.

\_\_\_\_\_ eam

\_\_\_\_\_ id



10.



11.

\_\_\_\_\_ ipe

\_\_\_\_\_ ong